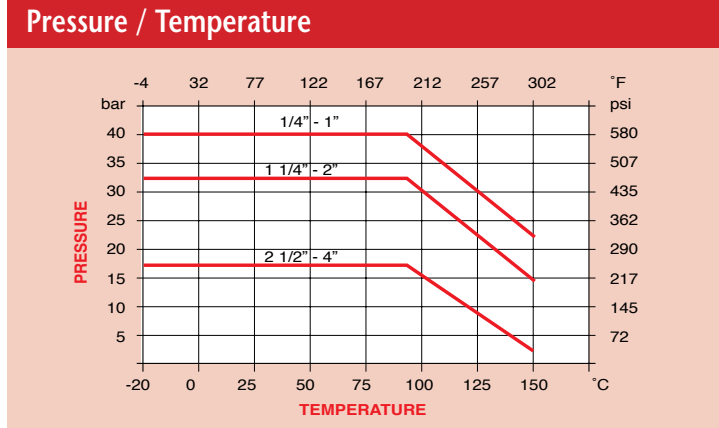


## PN40 Brass Ball Valve

### Features

- Screwed BSP Parallel
- PTFE seats & seals
- Anti Blow Out Stem
- Full Bore

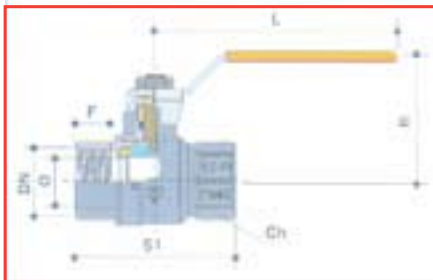


N.	Part Name	Materials	Treatment
1	Body	Brass CW617N-UNI EN 12165/98	Nickel plated
2	Body End	Brass CW617N-UNI EN 12165/98	Nickel plated
3	Seat	PTFE	
4	Ball	Brass CW617N-UNI EN 12165/98	Nickel plated
5	Stem	Brass CW614N-UNI EN 12165/98	
6	O Ring	FP	
7	Stem Seat	PTFE	
8	Packing Nut	Brass CW614N-UNI EN 12165/98	
9	Handle	Steel	PVC-Plastic Coated
10	Nut	Steel	Zinc Plated

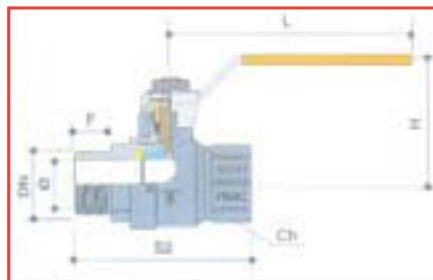
DN	1/4"	3/8"	1/2"	3/4"	1"	1 1/4"	1 1/2"	2"	2 1/2"	3"	4"
ø	10	10	15	20	25	32	40	50	61	74	95
F	10	10	15	16	19	21	21	26	20	24	27
S1	45	45	63	71	83	92	104	124	130	150	178
S2	42	54	70	80	92	102	117	137			
S3		54	68	77	92						
H	41	41	54	58	66	71	80	88	120	127	135
L	80	80	90	90	125	125	140	140	240	240	250
L1	52	52	62	62	72						
Ch	21	21	26	31	38	48	55	68	84	96	123
Kgs	0.14	0.14	0.26	0.37	0.57	0.84	1.46	2.09	2.98	3.91	6.97

Technical Data	1/4" - 1"	1 1/4" - 2"	2 1/2" - 4"
Max Pressure	40 bar	32 bar	16 bar
Working Temperature	-20°C to +150°C	-20°C to +150°C	-10°C to +110°C

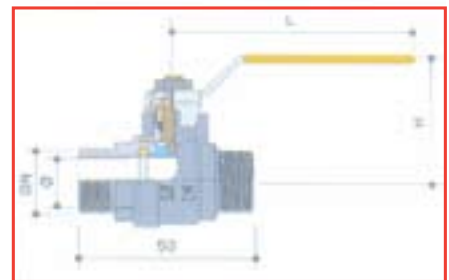
1/4" - 2" Details only - 2 1/2" - 4" Details on Request



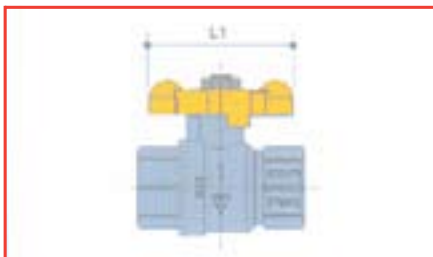
Art 45



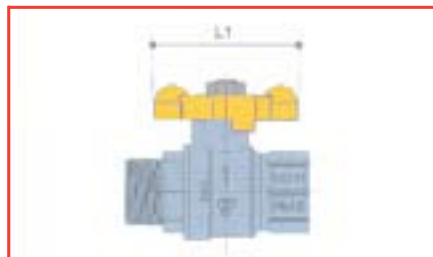
Art 46



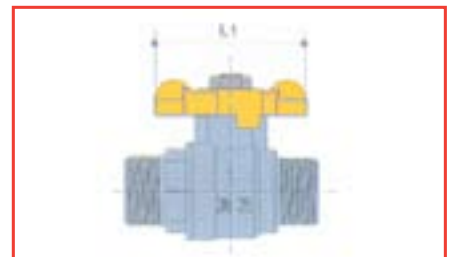
Art 47



Art 45/A



Art 46/A



Art 47/A

Dimensions in mm

This data sheet is designed as a guide and should not be regarded as wholly accurate in every detail. We reserve the right to amend the specification of any product without notice.